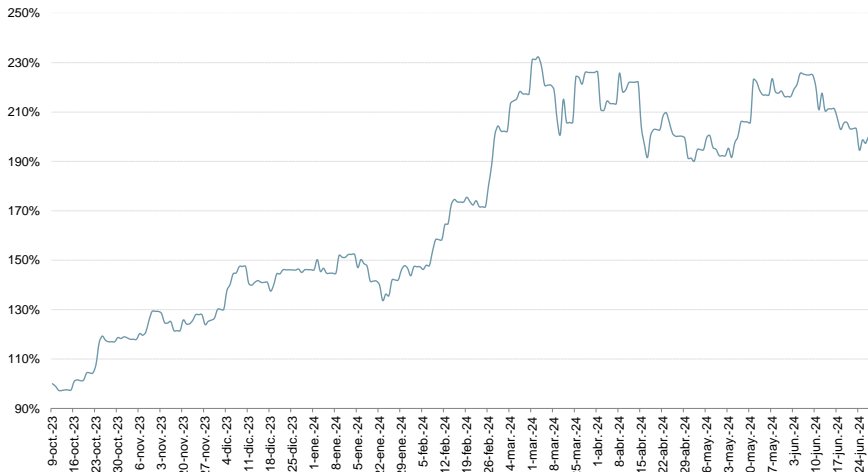
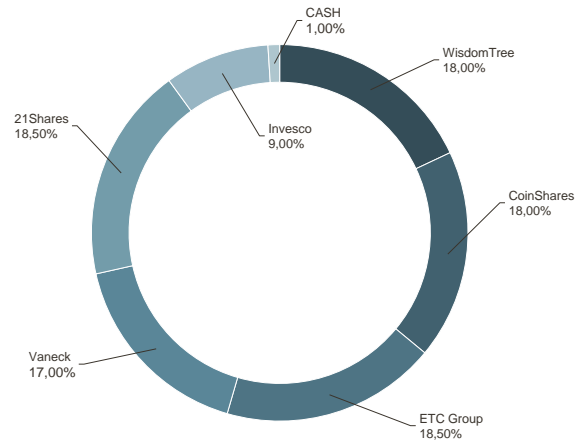
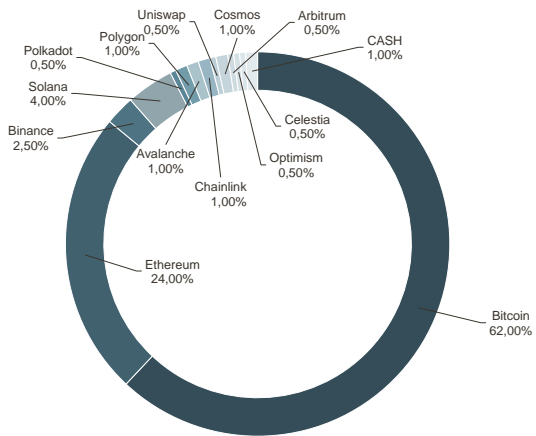


28/06/2024



Portfolio	
Performance last week	-2,84%
Performance YTD	35,12%
Performance since inception	97,49%
Annual Return since inception	157,14%
Performance last 12 months	97,49%
Correlation (MSCI World)	0,08
Beta (MSCI World)	0,39
Volatility	45,42%
Portfolio Overperformance	74,62%
Sharpe Ratio	3,44
VAR annual (95%)	-49,47%
MaxDD	-18,14%
TUW (years)	0,30

Monthly Data	2020	2021	2022	2023	2024
January					0,40%
February					39,26%
March					10,60%
April					-15,33%
May					13,04%
June					-8,70%
July					
August					
September					
October					18,32%
November					6,94%
December					15,51%
YTD					46,16%
					35,12%



Asset	21/06/2024	28/06/2024	Buy/Sell	ISIN	Name	Currency	Week	30d	YTD
Bitcoin	9,50%	9,50%		BTCW SW	WISDOMTREE PHYSICAL BITCOIN	USD	-4,51%	-10,40%	42,02%
Bitcoin	14,00%	14,00%		BITC GY	COINSHARES PHYSICAL BITCOIN	EUR	-3,07%	-7,44%	48,19%
Bitcoin	10,00%	10,00%		BTCE GY	BTCEC BITCOIN ETP	EUR	-4,72%	-9,06%	44,74%
Bitcoin	9,00%	9,00%		VBTC GY	VANECK BITCOIN ETN	EUR	-4,72%	-9,03%	45,67%
Bitcoin	10,50%	10,50%		ABTC SW	21SHARES BITCOIN SINGLE	USD	-5,15%	-9,86%	43,05%
Bitcoin	9,00%	9,00%		BTIC GY	INVESCO PHYSICAL BITCOIN	EUR	-3,93%	-8,27%	47,09%
Ethereum	8,50%	8,50%		ETHW SW	WISDOMTREE PHYSICAL ETHEREUM	USD	-1,77%	-10,07%	43,38%
Ethereum	8,50%	8,50%		ZETH GY	ETC GROUP - PHYSICAL ETHER	EUR	-2,34%	-8,60%	47,89%
Ethereum	7,00%	7,00%		VETH GY	VANECK ETHEREUM ETN	EUR	-3,45%	-9,80%	46,21%
Binance	2,50%	2,50%		ABNB SW	21SHARES BINANCE COIN ETP	USD	-1,53%	-5,83%	77,38%
Solana	4,00%	4,00%		ASOL SW	21SHARES SOLANA STAKING ETP	USD	9,51%	-15,19%	34,34%
Polkadot	0,50%	0,50%		CDOT GY	COINSHARES PHY STKD PKDOT	EUR	11,36%	-11,82%	-21,40%
Polygon	1,00%	1,00%		CPYG GY	COINSHARES PHY STKD MATIC	EUR	-1,70%	-20,74%	-41,00%
Avalanche	1,00%	1,00%		VAVA GY	VANECK AVALANCHE ETN	EUR	2,35%	-22,64%	-30,41%
Chainlink	1,00%	1,00%		CCHA GR	COINSHARES PHYSIC CHAINLINK	EUR	-1,09%	-23,47%	-11,06%
Uniswap	0,50%	0,50%		CIWP GY	COINSHARES PHYSICAL UNISWAP	EUR	-6,55%	-10,94%	25,87%
Cosmos	1,00%	1,00%		COMS GY	COINSHARES PHY STKD COSMOS	EUR	1,99%	-19,07%	-35,36%
Arbitrum	0,50%	0,50%		AARB NA	21SHARES ARBITRUM ETP	USD	1,01%	-30,14%	-45,45%
Optimism	0,50%	0,50%		AOPT NA	21Shares Optimism ETP	USD	-2,85%	-28,45%	-51,66%
Celestia	0,50%	0,50%		ATIA NA	21SHARES CELESTIA STAKING ET	USD	-3,17%		
CASH	1,00%	1,00%		UCGREONC Index	Liquidez en cc	EUR	0,07%	0,32%	2,03%
Crypto Exposure	99,00%	99,00%					-2,88%	-9,82%	40,76%